

Step 1: CCN Admission Application

All CCN students must be admitted through the online CCN Admission Application. If you have already completed the CCN Admission Application, go directly to Step 2: Complete the Placement Assessment Questionnaire.

- First you will need to complete Step 1-CCN Admission Application. Click on the link below; <http://go.chemeketa.edu/ccnapplication>
- You will be directed to the CCN Application and will see the screen shown below. You will need to answer the first question: **Have you applied for admission to Chemeketa Community College in the past two years?**
 - a. Select **No**, if you have not taken CCN classes before. You will then move on to complete the application.

CHEMEKETA COMMUNITY COLLEGE ADMISSIONS APPLICATION

Have you applied for admission to Chemeketa Community College in the past two years?

Note this includes if you've applied to any high school programs such as College Credit Now (CCN) or enrolled to take non-credit courses (driver's education, community education courses, etc.)

- Yes
- No
- Unsure

Fill out a new application with Chemeketa!

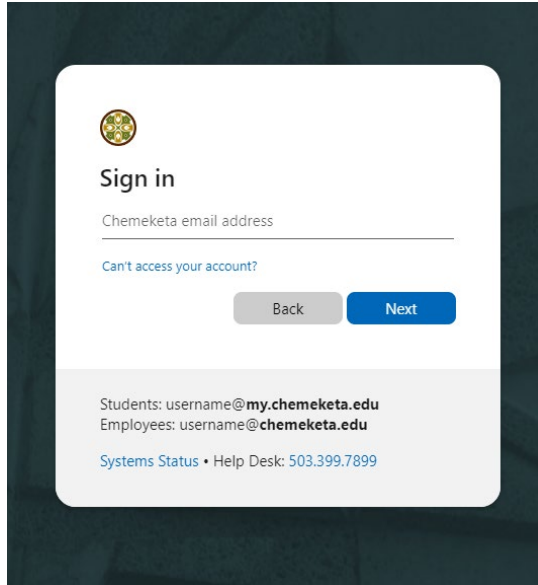
- For High School information, make sure to select "**Still in High School.**" Add your expected High School graduation date and select your high school or add "I do not see my high school as an option."
- Make sure to select the term that you are planning to take the class. **Summer 2024**
- Select "**I am in College Credit Now through my High School**" in Educational Goal. You will be sent a confirmation email confirming the submission of your CCN Application. The Welcome CCN email will be sent to the email address provided within 5 to 10 business days that will include your Chemeketa **Username** and **K Number** to setup your account.

Step 2: Registration Chemeketa's Single Sign-on Portal

1. **First time user:** In order to complete **Step 2: Registration** you will need to have:

- Welcome Email containing your **K number & username**
- Chemeketa Account Email containing your **temporary password**

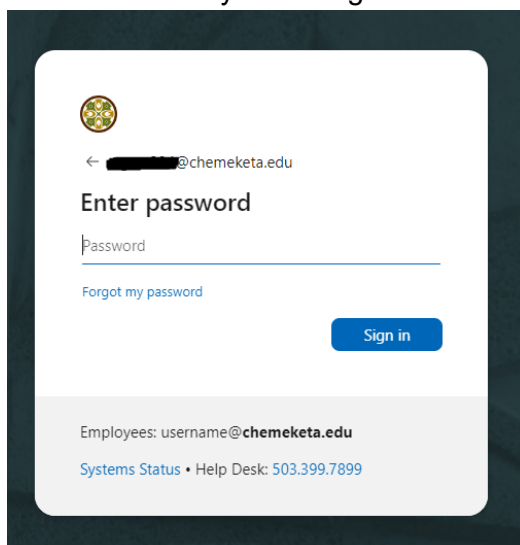
You will visit my.chemeketa.edu and enter your username followed by @my.chemeketa.edu and then click on the **NEXT** button.



The screenshot shows the 'Sign in' page of the Chemeketa Single Sign-on Portal. At the top left is the Chemeketa logo. Below it, the text 'Sign in' is displayed. A text input field is labeled 'Chemeketa email address'. Below the input field is a link that says 'Can't access your account?'. At the bottom of the input area are two buttons: a grey 'Back' button and a blue 'Next' button. At the bottom of the page, there is a footer with the following text: 'Students: username@my.chemeketa.edu', 'Employees: username@chemeketa.edu', and 'Systems Status • Help Desk: 503.399.7899'.

In the following screen, you will enter your temporary password and be routed to immediately change your password to something that only you know. Your new password:

- Must be at least 12 characters in length
- Must contain a combination of uppercase & lowercase letter and numbers
- Cannot match your current password
- Cannot contain your first or last name, email address, username, or K number
- Will be compared to an exclusion list to improve the security of your account
- Can only be changed once in a 24-hour period



The screenshot shows the 'Enter password' page of the Chemeketa Single Sign-on Portal. At the top left is the Chemeketa logo. Below it, there is a back arrow and a partially redacted email address ending in '@chemeketa.edu'. The text 'Enter password' is displayed. Below it is a text input field labeled 'Password'. Below the input field is a link that says 'Forgot my password?'. At the bottom of the input area is a blue 'Sign in' button. At the bottom of the page, there is a footer with the following text: 'Employees: username@chemeketa.edu' and 'Systems Status • Help Desk: 503.399.7899'.

You'll also need to set up multi-factor authentication on your account (which is a security requirement at Chemeketa). You have 14 days to do that, but we recommend doing it right away so it doesn't slow you down later.

If you are having issues claiming your account, please be sure to have your K number ready and call our IT helpdesk at 503.399.7899. They will be able to assist you!

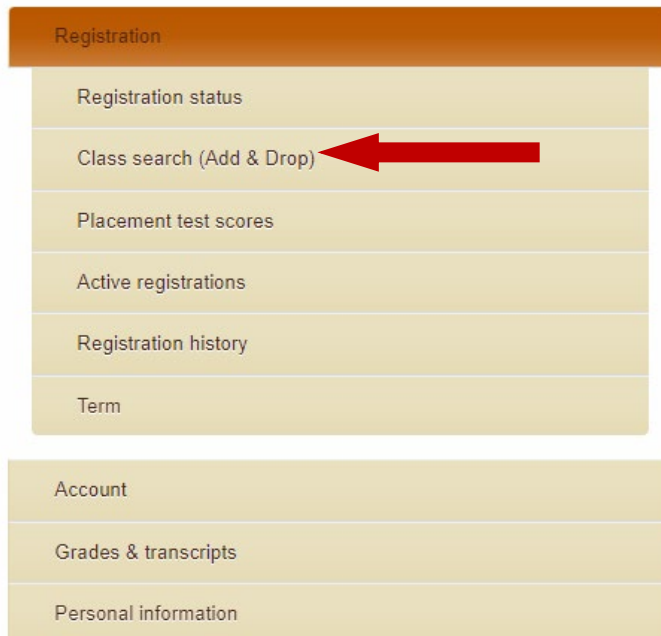
Returning user: Visit my.chemeketa.edu and enter your Chemeketa email address (username followed by @my.chemeketa.edu) and password in the appropriate fields.

2. After signing in, you'll be taken to "My Chemeketa", which is the college's student portal, where you will see the home screen below.



The column off to the right will be how you will navigate to complete the registration piece.

- Click on Registration
- Click on Class search (Add & Drop)



What would you like to do?



[View Schedule of Classes](#)

Looking for classes? In this section you can view the schedule of classes.



[Class Search \(Add & Drop\)](#)

Search and register for your classes. You can also view and manage your schedule.



- Select the correct term (Summer 2024) and submit

Terms Open for Registration

Fall 2023

Continue

- Enter the 5 digit CRN number from the course list found on the CCN website for the course that you wish to register for. Remember that your placement assessment scores will need to meet the prerequisite requirements for the class you wish to register for. The system will not let you register for a class unless you meet the prerequisites.

[Student](#) • [Registration](#) • [Select a Term](#) • [Register for Classes](#)

Search & Register for Classes

Find Classes

Enter CRNs

Schedule and Options

Enter Course Reference Numbers (CRNs) to Register

Term: Summer 2023

CRN

+ Add Another CRN

Add to Summary

3

2

4

1

Search & Register for Classes

1

Find Classes **Enter CRNs** Schedule and Options

Enter Course Reference Numbers (CRNs) to Register

Term: Summer 2023

CRN Intermediate Algebra MTH 095, 002

CRN

+ Add Another CRN

Add to Summary



2

Schedule Schedule Details

Class Schedule for Summer 2023

	Sunday	Monday	Tuesday	Wednesday	Thursday	Friday	Saturday
9am							Intermediate Algebra
10am							
11am							
12pm							
1pm							
2pm							

Summary

Status	Action	Details	Title	CRN	Hours	Schedule Type
Pending	**Web Registered	MTH 095, 002	Intermediate Algebra	18428	4	Lecture

Total Hours | Registered: 0 | Billing: 0 | CEU: 0 | Min: 0 | Max: 23

Submit

3

Schedule Schedule Details

Class Schedule for Summer 2023

	Sunday	Monday	Tuesday	Wednesday	Thursday	Friday	Saturday
9am							Intermediate Algebra
10am							
11am							
12pm							
1pm							
2pm							


Summary

Status	Action	Details	Title	CRN	Hours	Schedule Type
Registered	None	MTH 095, 002	Intermediate Algebra	18428	4	Lecture

Total Hours | Registered: 4 | Billing: 4 | CEU: 0 | Min: 0 | Max: 23

Submit

To verify that you have successfully registered for your CCN courses you can go back to the My Chemeketa home screen, select registration and click on active registrations.

- Registration
- Registration status
- Class search
- Add/drop classes
- Class options
- Placement test scores
- Active registrations 
- Registration history
- Term